

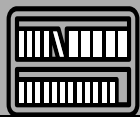


Level 10


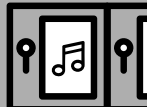


Reading Room & Seattle Room

Hello!



Levels 6-9




Level 7

Books Spiral




Zine Room



Level 5

Mixing Chamber



Ask Us!

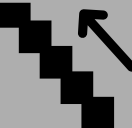
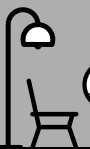
Level 4




Red Floor & Meeting Rooms

Level 3


Living Room & Teen Center




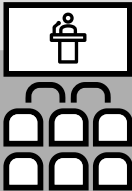
Level 1



Children's Center



Auditorium



Welcome!





The Central Library

A Self-Guided Tour for Kids, Families and School Groups | Find and learn cool stuff about the Central Library!

Level 1

- A) **Can you find...** The blue ox in the Children's Center? (Bonus: Do you know which folk tale it represents?)
- B) **Take a guess:** Look at the wood floor near the entrance. How many different languages do you see?
- C) **Kids challenge:** Find the space where story times happen and read a book out loud.

A) It's on the wall to the right as you enter the Children's Center. Paul Bunyan and Babe the Blue Ox.
 B) 11: Arabic, Chinese, English, French, German, Italian, Japanese, Korean, Russian, Spanish and Vietnamese.
 C) Walk to the far corner of the Children's Center.

Level 3

- A) **Can you find...** The secret underwater creature hiding out on this floor?
- B) **Take a guess:** How many windows does the Central Library building have?
- C) **Kids challenge:** Climb the red stairs up to Level 4.

A) It's near the purple wall by the escalators that go up to Level 5.
 B) Almost 10,000.
 C) If you can find the Octopus mural, you're close.

Level 4

- A) **Can you find...** The window that gives you a peek through to the escalator?
- B) **Take a guess:** How many shades of red paint are used on this level?
- C) **Kids challenge:** Find the view down to Level 3 and count how many different kinds of plants you see.

A) You can see the window by room 5.
 B) 13 shades of red and pink.
 C) There are least 5 in the garden.

Level 5

- A) **Can you find...** The screens where it shows how many items are being checked out?
- B) **Take a guess:** How many public computers are on this level?
- C) **Kids challenge:** Get from Level 5 to Level 6 (there's more than one way)!

A) Look at the digital screens behind the staff desk.
 B) About 80.
 C) Take the elevator, take the escalator to Level 7 and walk down, or take the stairs in the black stairwell.

Levels 6-9

- A) **Level 6 – Take a guess:** What do the walkways with letters and numbers on them mean?
- B) **Level 7 – Kids challenge:** Take a selfie in front of the space mural!
- C) **Level 7 – Take a guess:** How many zines do we have in our collection?
- D) **Level 8 – Can you find...** The music practice rooms?
- E) **Level 9 – Kids challenge:** Point to where you were born on the big globe.
- F) **Level 9 – Can you find...** Your last name in the family names index?

A) They are numbers and categories from the Dewey Decimal System, a way librarians organize books by topic.
 B) It's near the Technology section. Look on the floor for number 620. C) Over 30,000.
 D) Try looking across from the elevators on Level 8. E) The globe is in the Map Room, which is by the elevators on this floor.
 F) Visit our genealogy collection to learn more about your family history.

Level 10

- A) **Can you find...** The highest viewpoint in the library? How far can you see down?
- B) **Take a guess:** Why do you think the ceiling is made of the same fabric used for parachutes?
- C) **Kids challenge:** See what objects from local history are on display outside the Seattle Room.

A) Check by the elevators. All the way down to Level 3.
 B) It creates a cushion of air to help muffle sound.
 C) Look in the glass case to the right of the elevators, next to the Seattle Room.

Take a minute to relax in the Reading Room. After touring the whole Central Library, you've earned it! When you have an adult post your selfies, make sure they use the hashtag **#SPLselfie** and tag us on Instagram **@seattlepubliclibrary**.